

Surplus Store and Recycling

managing waste as a resource



Mission:

To manage MSU's waste as a resource through an integrated system of reuse, recycling, collaboration, innovation and education.

Vision:

To lead MSU toward a culture of zero waste, where all programming is funded through revenue from waste diversion.



The Center



Support the Academic Mission

In the Classroom

- Dozens of classroom sessions, tours and hands-on experiences provided annually in collaboration with faculty across several academic units.
- Provide students with practical challenges to solve: Design Day, capstone projects, etc...

Research

- Support faculty and student research projects through access to materials, practical applications and connections to private and municipal partners. Currently supporting over \$600,000 in research grants.

Support the Academic Mission

Employment

- Employ 60-70 students (pre-Covid-19). Providing opportunities for high-level experience in solid waste management that includes access to professional development and networking opportunities for internships and future employment.


Funding

- Generate revenue for academic programs.

Zero Waste Hierarchy



Where do Items Come From





Where we Sell



Surplus Store &
www.msusurplusstore.com
Open Monday - Friday





Event Driven







Material Recovery Facility (MRF)



Partnerships



Surplus Store
and Recycling Center
MICHIGAN STATE UNIVERSITY

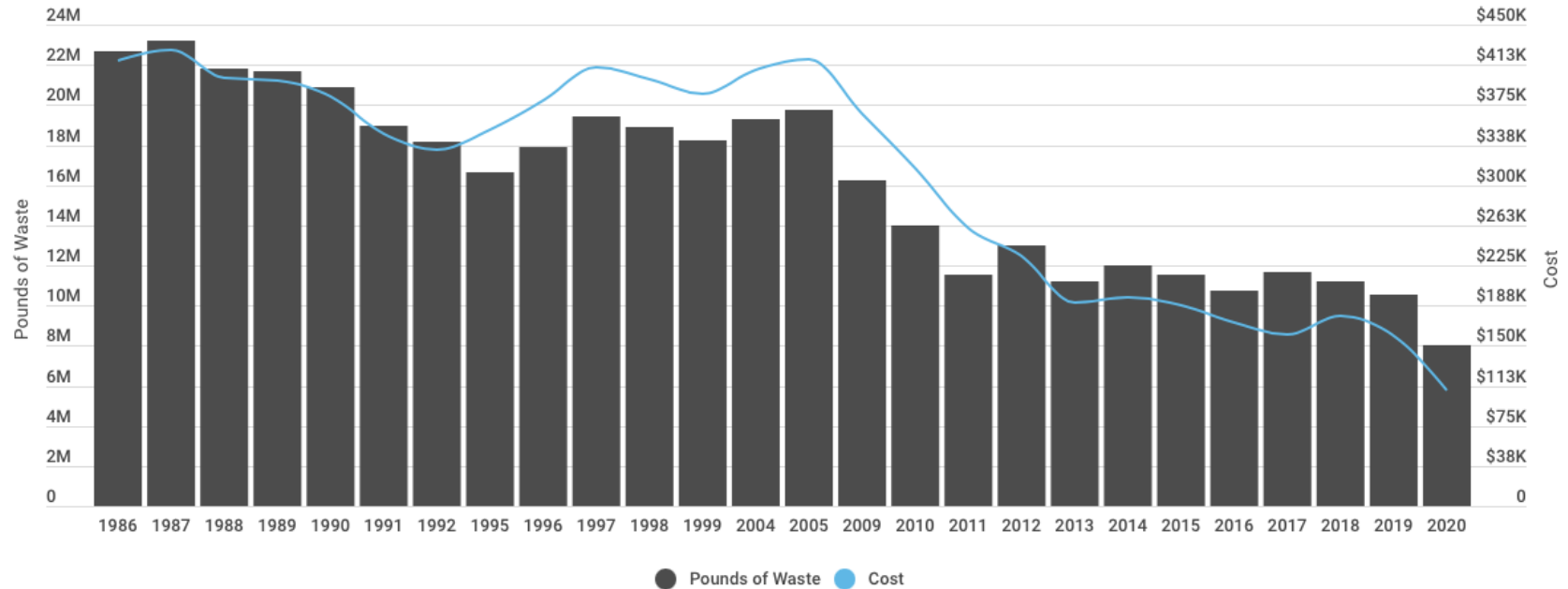


**Recycle
Rama**



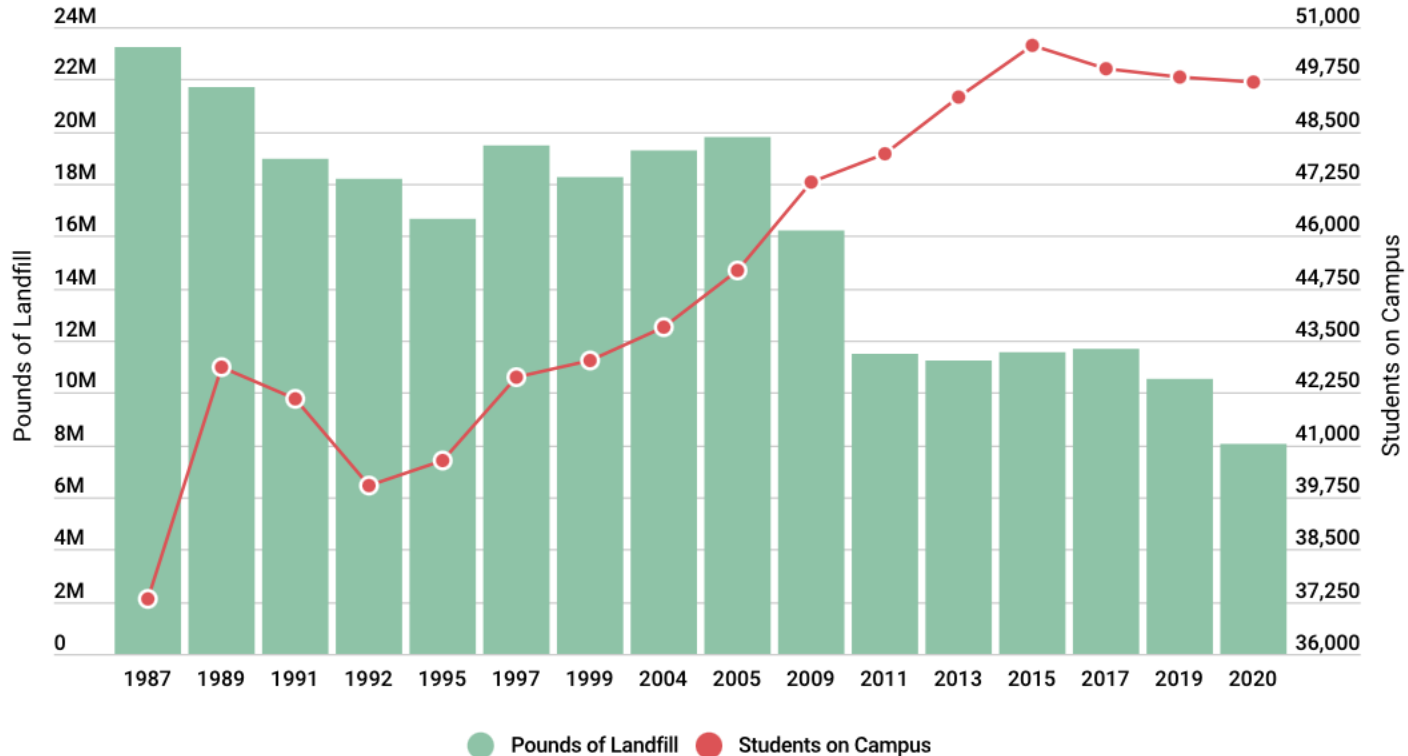
DART CONTAINER CORPORATION

Annual Pounds of Waste Landfilled & Tipping Fees

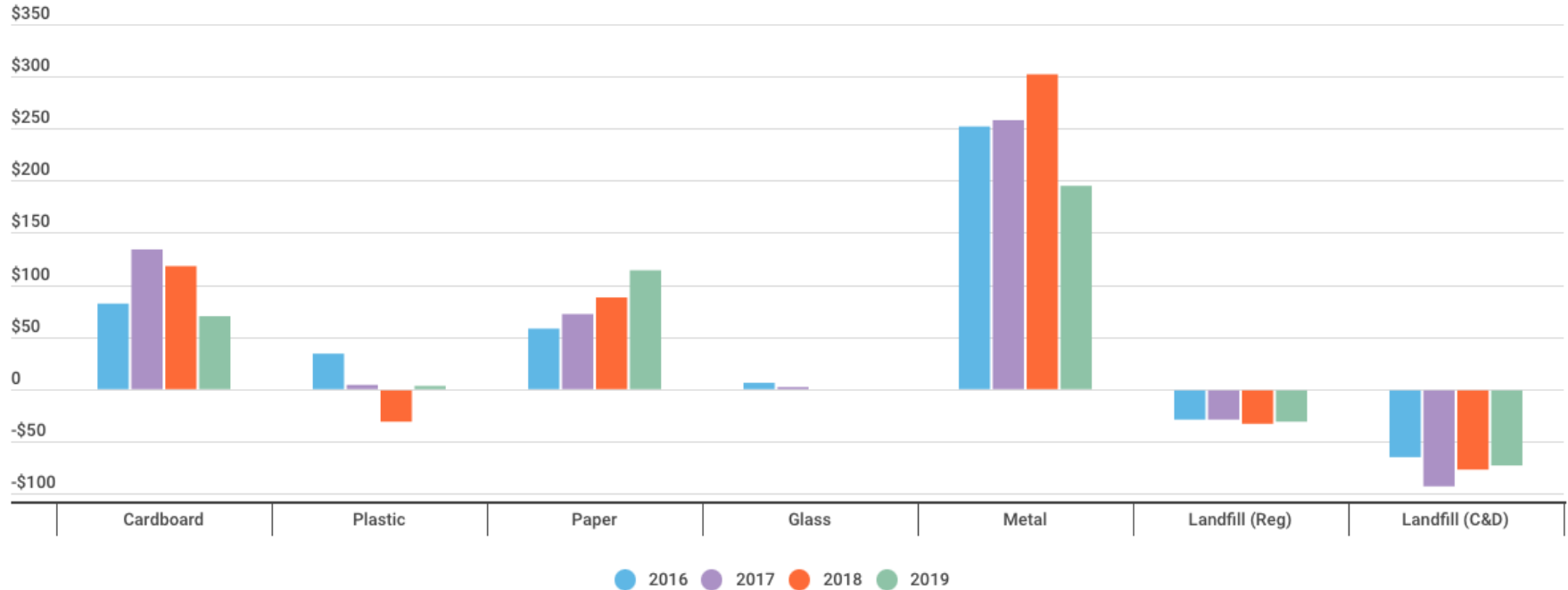


Pounds of waste landfilled includes waste that is compactable, which is comparable to municipal solid waste (MSW). It is collected at loading docks via front-load compacting trucks. This does not include non-compactable waste such as construction and demolition material that is collected in large open-top roll-off containers. MSU uses the numbers above when calculating recycling rates, and uses both sources of waste when calculating comprehensive diversion rates.

Pounds of Landfill Compared to Enrollment



Annual Commodity Revenue/Expense per Ton



Value to MSU FY 2018/19



Revenue Returned
To Partners
\$1.6 Million

Debt Service
\$1.1 Million

Waste Avoidance
\$85,000



FOLLOW US

FACEBOOK:

**MSURECYCLINGCENTER
MSUSURPLUSSTORE**

INSTAGRAM:

**MSU_RECYCLING
MSUSURPLUSSTORE**