




Washtenaw Community College

ENROLLMENT FACTS | 2015-16

Credit Students



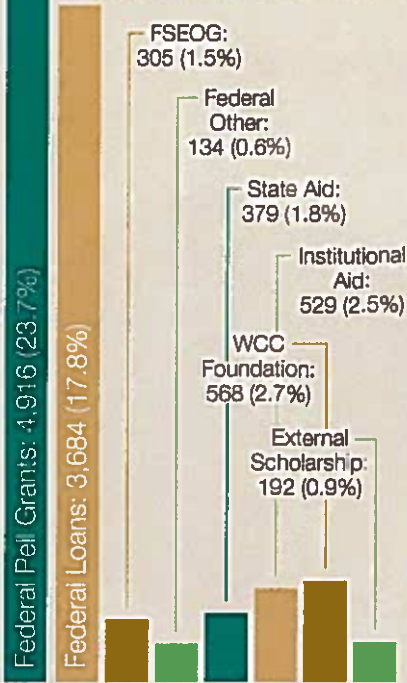
Credit headcount

20,746

FINANCIAL AID

6,860 (33.1%) of WCC's students receive some form of financial aid.

A breakdown of aid received:



DUAL ENROLLMENT

733 New Students

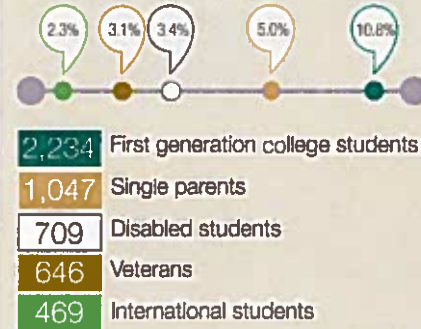
61 Schools Participating

3,235
AWARDS GRANTED
2015-16

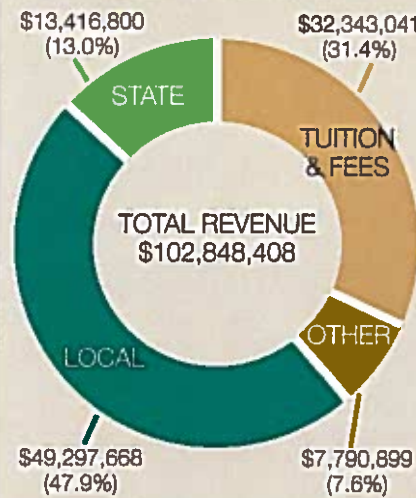
1,970 Certificates

1,265 Degrees

OTHER DEMOGRAPHICS



REVENUE BY SOURCE



AVERAGE ANNUAL TUITION & FEES



\$2,256

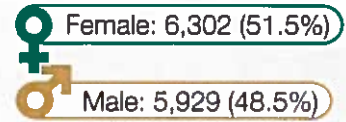


\$10,081


FALL 2016 STUDENT DEMOGRAPHICS

12,231 students

GENDER*



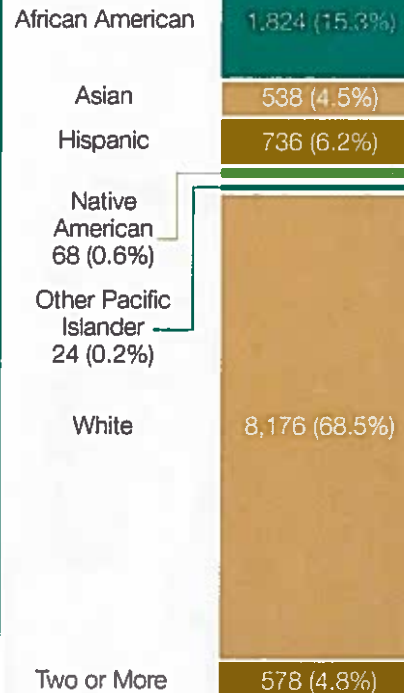
AGE*



26

Average Age

ETHNICITY*



* Percentages based on known data.

MORE FALL '16 DEMOGRAPHICS ON BACK



Washtenaw Community College

PROGRAM OFFERINGS | 2015-16



55	Associate Degrees Offered
82	Certificates Offered
116	Articulation Agreements, 2+2
38	Articulation Agreements, 3+1

137

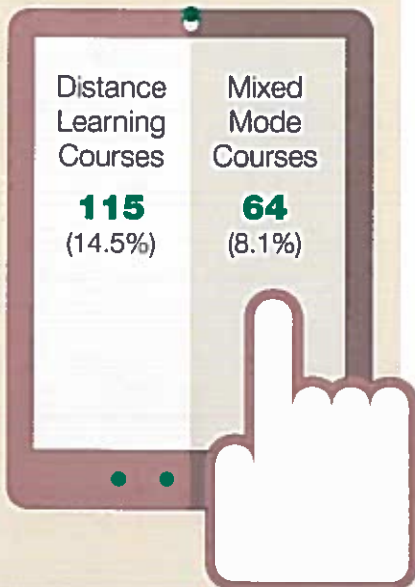
PROGRAMS OFFERED

24 (17.5%) of programs are available via distance learning.

All **137** programs can be completed traditionally.

791

COURSES OFFERED



76,471



TOTAL COURSE ENROLLMENTS



STUDENT HEADCOUNT



13,923	Traditional*
4,267	Distance Learning and Traditional
2,556	Distance Learning Only

* Includes Mixed Mode

FALL 2016 STUDENT DEMOGRAPHICS

12,231 students

REGISTRATION STATUS

3,250
26.6%

Full-time
(12 or more credits)

8,981
73.4%

Part-time
(Less than 12 credits)

82.4%

10,075 students are categorized as **Degree Seeking**

8,587 students intend to **Transfer**

70.2%

STUDENT TYPE

